

PRU HISTORIC AS AT 31 MARCH 2019



ASSET CLASS PERFORMANCE THROUGH TIME

RANK	YTD	1 YEAR TO										5 YEARS TO	10 YEARS TO
		MARCH 2019	MARCH 2018	MARCH 2017	MARCH 2016	MARCH 2015	MARCH 2014	MARCH 2013	MARCH 2012	MARCH 2011	MARCH 2010	MARCH 2019	MARCH 2019
1	Foreign Equity 12.7%	Foreign Equity 25.3%	SA Bonds 16.2%	SA Bonds 11.0%	Foreign Bonds 27.0%	SA Listed Property 41.4%	Foreign Equity 33.2%	SA Listed Property 37.3%	SA Listed Property 20.3%	SA Listed Property 15.4%	SA Equity 44.1%	Foreign Equity 13.5%	Foreign Equity 16.8%
2	SA Equity 8.0%	Foreign Bonds 21.6%	SA Equity 9.6%	SA Cash 7.6%	Foreign Equity 16.2%	Foreign Equity 21.4%	SA Equity 23.6%	Foreign Equity 32.5%	Foreign Bonds 19.4%	SA Equity 15.2%	Prudential Balanced Fund 31.5%	SA Bonds 8.3%	SA Equity 14.0%
3	Prudential Balanced Fund 6.6%	SA Cash 7.3%	SA Cash 7.5%	SA CPI 6.3%	SA CPI 7.0%	Prudential Balanced Fund 14.7%	Prudential Balanced Fund 20.4%	SA Equity 22.5%	SA Bonds 13.2%	Prudential Balanced Fund 10.9%	SA Listed Property 27.1%	Foreign Bonds 7.7%	Prudential Balanced Fund 12.7%
4	Prudential Inflation Plus 4.4%	Prudential Balanced Fund 6.1%	Prudential Balanced Fund 6.1%	Foreign Equity 4.8%	SA Cash 6.6%	Prudential Inflation Plus 14.4%	Foreign Bonds 16.4%	Foreign Bonds 21.4%	Prudential Inflation Plus 12.9%	Prudential Inflation Plus 10.0%	Foreign Equity 19.1%	Prudential Balanced Fund 7.2%	SA Listed Property 12.4%
5	SA Bonds 3.8%	SA Equity 5.0%	Prudential Inflation Plus 4.9%	Prudential Balanced Fund 4.1%	Prudential Inflation Plus 6.4%	SA Equity 12.5%	Prudential Inflation Plus 12.4%	Prudential Inflation Plus 20.7%	Foreign Equity 12.7%	SA Bonds 8.3%	Prudential Inflation Plus 18.0%	SA Cash 7.0%	Prudential Inflation Plus 10.4%
6	Foreign Bonds 2.7%	SA CPI 4.1%	SA CPI 4.0%	Prudential Inflation Plus 3.1%	Prudential Balanced Fund 5.3%	SA Bonds 12.4%	SA CPI 5.9%	Prudential Balanced Fund 20.6%	Prudential Balanced Fund 10.0%	SA Cash 6.5%	SA Bonds 9.0%	SA Equity 6.5%	SA Bonds 8.7%
7	SA Cash 1.8%	SA Bonds 3.5%	Foreign Equity 1.6%	SA Equity 2.5%	SA Listed Property 4.6%	Foreign Bonds 10.9%	SA Cash 5.3%	SA Bonds 14.4%	SA Equity 7.5%	Foreign Equity 6.0%	SA Cash 8.1%	Prudential Inflation Plus 6.2%	Foreign Bonds 7.5%
8	SA Listed Property 1.5%	Prudential Inflation Plus 2.6%	Foreign Bonds -5.4%	SA Listed Property 1.5%	SA Equity 3.2%	SA Cash 6.1%	SA Listed Property 1.1%	SA CPI 5.8%	SA CPI 6.1%	SA CPI 3.7%	SA CPI 5.7%	SA Listed Property 5.6%	SA Cash 6.6%
9	SA CPI 0.5%	SA Listed Property -5.7%	SA Listed Property -7.1%	Foreign Bonds -10.6%	SA Bonds -0.6%	SA CPI 3.9%	SA Bonds 0.6%	SA Cash 5.4%	SA Cash 5.7%	Foreign Bonds -0.4%	Foreign Bonds -15.5%	SA CPI 5.1%	SA CPI 5.2%


SA Equity:	FTSE/JSE All Share Index (TR)	SA Bonds:	BEASSA All Bond Index	SA CPI:	Headline CPI (Lagged by 1 month)
Foreign Equity:	MSCI All Country World Index Net (ZAR)	Foreign Bonds:	Bloomberg Barclays Global Aggregate Bond Index (ZAR)	Prudential Balanced Fund:	South African - Multi Asset - High Equity
SA Listed Property:	FTSE/JSE SA Listed Property Index	SA Cash:	STeFi Composite Index	Prudential Inflation Plus Fund:	South African - Multi Asset - Low Equity


ASSET CLASS PERFORMANCE THROUGH TIME


RANK	YTD	10 YEARS TO					
		MARCH 2019	MARCH 2018	MARCH 2017	MARCH 2016	MARCH 2015	MARCH 2014
1	Foreign Equity 12.7%	Foreign Equity 16.8%	SA Listed Property 13.7%	SA Listed Property 14.2%	SA Listed Property 16.4%	SA Listed Property 22.4%	SA Listed Property 23.2%
2	SA Equity 8.0%	SA Equity 14.0%	Prudential Balanced Fund 10.1%	Foreign Equity 10.6%	Foreign Bonds 13.8%	SA Equity 18.0%	SA Equity 19.5%
3	Prudential Balanced Fund 6.6%	Prudential Balanced Fund 12.7%	Prudential Inflation Plus 9.8%	Prudential Inflation Plus 10.1%	Foreign Equity 13.5%	Prudential Balanced Fund 15.3%	Prudential Balanced Fund 16.5%
4	Prudential Inflation Plus 4.4%	SA Listed Property 12.4%	Foreign Equity 9.7%	Prudential Balanced Fund 9.9%	SA Equity 13.1%	Foreign Equity 13.7%	Prudential Inflation Plus 14.1%
5	SA Bonds 3.8%	Prudential Inflation Plus 10.4%	SA Equity 9.7%	Foreign Bonds 9.9%	Prudential Balanced Fund 12.1%	Prudential Inflation Plus 13.5%	Foreign Equity 12.6%
6	Foreign Bonds 2.7%	SA Bonds 8.7%	SA Bonds 9.6%	SA Equity 9.8%	Prudential Inflation Plus 11.3%	Foreign Bonds 10.7%	Foreign Bonds 10.0%
7	SA Cash 1.8%	Foreign Bonds 7.5%	SA Cash 7.0%	SA Bonds 8.1%	SA Bonds 7.5%	SA Bonds 8.9%	SA Bonds 9.2%
8	SA Listed Property 1.5%	SA Cash 6.6%	Foreign Bonds 6.6%	SA Cash 7.3%	SA Cash 7.3%	SA Cash 7.4%	SA Cash 7.5%
9	SA CPI 0.5%	SA CPI 5.2%	SA CPI 5.8%	SA CPI 6.4%	SA CPI 6.3%	SA CPI 6.0%	SA CPI 5.9%


SA Equity:	FTSE/JSE All Share Index (TR)
Foreign Equity:	MSCI All Country World Index Net (ZAR)
SA Listed Property:	FTSE/JSE SA Listed Property Index
SA CPI:	Headline CPI (Lagged by 1 month)
Prudential Inflation Plus Fund:	South African - Multi Asset - Low Equity


SA Bonds:	BEASSA All Bond Index
Foreign Bonds:	Bloomberg Barclays Global Aggregate Bond Index (ZAR)
SA Cash:	STeFI Composite Index
Prudential Balanced Fund:	South African - Multi Asset - High Equity

 0860 105 775

 prudential.co.za

 query@myprudential.co.za

 Application forms

 Invest now

DISCLAIMER

Prudential Portfolio Managers Unit Trusts Ltd (Registration number: 1999/0524/06) is an approved CISC management company (#29). Assets are managed by Prudential Investment Managers (South Africa) (Pty) Ltd, which is an approved discretionary Financial Services Provider (#45199). The Trustee/Custodian details are: Standard Bank of South Africa Limited - Trustees Services & Investor Services, 20th Floor, Main Tower, Standard Bank Centre, Heerengracht, Cape Town.

Collective Investment Schemes (unit trusts) are generally medium-to long-term investments. Past performance is not necessarily a guide to future investment performance. Unit trust prices are calculated on a net asset value basis. This means the price is the total net market value of all assets of the unit trust fund divided by the total number of units of the fund. Any market movements – for example in share prices, bond prices, money market prices or currency fluctuations – relevant to the underlying assets of the fund may cause the value of the underlying assets to go up or down. As a result, the price of your units may go up or down. Unit trusts are traded at the ruling forward price of the day, meaning that transactions are processed during the day before you or the Manager know what the price at the end of the day will be. The price and therefore the number of units involved in the transaction are only known on the following day. The unit trust fund may borrow up to 10% of the fund value, and it may also lend any scrip (proof of ownership of an investment instrument) that it holds to earn additional income. A Prudential unit trust fund may consist of different fund classes that are subject to different fees and charges. Where applicable, the Manager will pay your financial adviser an agreed standard ongoing adviser fee, which is included in the overall costs of the fund. A Collective Investment Schemes (CIS) summary with all fees and maximum initial and ongoing adviser fees is available on our website. One can also obtain additional information on Prudential products on the Prudential website. The Fund may hold foreign securities including foreign CIS funds. As a result, the fund may face market risks. The volatility of the fund may be higher and the liquidity of the underlying securities may be restricted due to relative market sizes and market conditions. The fund's ability to settle securities and to repatriate investment income, capital or the proceeds of sales of securities may be adversely affected for multiple reasons including market conditions, macro-economic and political circumstances. Further, the return on the security may be affected (positively or negatively) by the difference in tax regimes between the domestic and foreign tax jurisdictions. The availability of market information and information on any underlying sub-funds may be delayed. The Manager may, at its discretion, close your chosen unit trust fund to new investors and to additional investments by existing investors to make sure that it is managed in accordance with its mandate. It may also stop your existing debit order investment. The Manager makes no guarantees as to the capital invested in the fund or the returns of the fund. Excessive withdrawals from the fund may place the fund under liquidity pressure and, in certain circumstances, a process of ring fencing withdrawal instructions may be followed. Fund prices are published daily on the Prudential website. These are also available upon request. The performance is calculated for the portfolio. Individual investor performance may differ as a result of initial fees, the actual investment date, the date of reinvestment and dividend withholding tax. Purchase and repurchase requests must be received by the Manager by 13h30 (11h30 for the Money Market Fund) SA time each business day. All online purchase and repurchase transactions must be received by the Manager by 10h30 (for all Funds) SA time each business day.